

ABOUT US

Founded in 2002, MCB offers a wide range of quality and cost effective bearings, grease, as well as universal joint for the automotive, industrial, and agricultural sectors.

Licensed under MCB Bearings AB in Stockholm, Sweden, MCB brand continuously improves its aftermarket solutions using the latest manufacturing technology and the technical know-how of its Swedish engineers. With one year warranty on its automotive range, customers can expect machine efficiency, manpower safety, and value for money.



MCB

Frejgatan 12
114 79 Stockholm, Sweden
www.mcbbearings.com







Keep. Moving. Forward.

MCB

PRODUCT GUIDE








Industrial Range

	Description	Features
 <p>Deep Groove Ball Bearings</p>	DGBB is the most common type of bearing which is durable even at high speeds and is easy to maintain. With a simple structure that consists of an outer ring, an inner ring, a ball, and a cage in various sizes, it is available in single and double-row designs as well as in open or sealed variants.	Available in open or sealed version : <ul style="list-style-type: none"> • Metal Shield (ZZ) • Rubber Seal (2RS) • 1 metal shield & snap ring groove with snap ring (ZNR)
 <p>Miniature Bearings</p>	Miniature bearings are useful in applications where space is limited such as automotive, electrical, and medical devices.	Range : 600, 620, 630 <ul style="list-style-type: none"> • with or without shield • with or without seal
 <p>Angular Contact Ball Bearings</p>	Angular contact ball bearings have raceways in the inner and outer rings that are displaced with respect to each other in the direction of the bearing axis to accommodate combined loads (simultaneously acting radial and axial loads).	Range : 1 row: 7200, 7300 2 rows: 5200, 5300, 3200, 3300 4 points angular contact : QJ200, QJ300
 <p>Self-Aligning Ball Bearings</p>	The axis of the inner ring, balls, and cage can deflect to some extent around the bearing center. Consequently, minor angular misalignment of the shaft and housing caused by machining or mounting errors are automatically corrected.	Range : series 1200, 1300, 2200, 2300 Also available with tapered bore (-K)
 <p>Cylindrical Roller Bearings</p>	The unique features of cylindrical roller bearings are their high capacity under radial loads, accurate guiding of the rollers, and limited free axial movement.	Range : N, NJ, NU, NUP, RNU, NF Series : 200, 300, 400, 2200, 2300
 <p>Thrust Ball and Roller Bearings</p>	Thrust ball bearings consist of two precision chrome steel washers (rings) and a ball complement spaced by a bronze retainer. Single-direction thrust ball bearings can accommodate axial loads in one direction.	Ball Series : 51100, 51200, 51300, 51400 (with steel cage) Roller Series : 29200, 29300, 29400 (with brass cage)
 <p>Tapered Roller Bearings</p>	These bearings have tapered inner and outer ring raceways between each aligned tapered rollers enabling them to accommodate combined radial and axial loads.	Metric and Inch dimensions Single row
 <p>Pillow blocks</p>	Pillow blocks are either plain or with ball bearings and are used to support shafts that are placed parallel to the mounting area. Also, users need not purchase bearings separately as they are already fitted inside.	Housing in Cast Iron Series : <ul style="list-style-type: none"> • UC200, 300 • UCP200, 300 • UCPA200 • UCF200, 300 • UCFC200 • UCFL300 • UCT200


	Description	Features
 <p>Spherical Roller Bearings</p>	Designed to have a high radial load carrying capacity, these bearings permit angular rotation to a central point in two orthogonal directions.	Series : 21300 / 22200 - 22300 / 23000 - 23100 - 23200 - 23800 - 23900 / 24000 - 24100 - 24800 - 24900 Cages : <ul style="list-style-type: none"> • steel cage (CA) • Brass (M) Also available with tapered bore (-K) and lubrication groove (W33)
 <p>Needle Roller Bearings</p>	Needle roller bearings are a variation of the cylindrical roller bearings wherein their main difference is in roller design capacity. The roller quantities are higher and the diameter of each is thinner than usual.	Series : <ul style="list-style-type: none"> • Solid Needle Roller Bearings NA, RLM • Drawn Cup Needle Roller Bearings FC, RC, FCB, RCB, NK, NKI, HK • Thrust Needle Roller Bearings AS, AXK • Cam Followers KR
 <p>Plummer Blocks</p>	Plummer blocks are bearing housings supplied without any bearings. They are usually meant for higher load ratings and corrosive industrial environments.	Series : <ul style="list-style-type: none"> • SN200, 300, 500, 600 • SNU500
 <p>Adapter Sleeves</p>	Adapter sleeves are the most commonly used components for placing bearings with a tapered bore into a cylindrical seat as they can be used on smooth or stepped shafts.	Series : <ul style="list-style-type: none"> • H200, 300, 2300

Automotive Range

	Description	Features
 <p>Air Conditioner Bearings</p>	Designed to accommodate combined loads while withstanding vibration, air conditioner ball bearings facilitate the transfer of energy from the engine to the compressor.	Japanese and Korean application
 <p>Alternator Bearings</p>	A type of ball bearing with a polyamide cage, alternator ball bearings are designed to withstand speed or temperature fluctuations while supporting the generator that supplies energy required for a vehicle's electrical requirements and battery.	Covers a wide range of application
 <p>Generation 1 Wheel bearings</p>	Commonly used in cars' front wheels, 1st generation wheel bearings are engineered to be compact and capable of maximum performance even under heavy load with less maintenance costs.	With seal and shield as well as magnetic sensors

	Description	Features
 <p>Wheel Hub Units</p>	They are designed to allow rear wheels, especially in passenger cars, to turn on an axle even under heavy loads.	With and without ABS Magnetic, electric, and mechanic ABS Flange only
 <p>Tensioner Bearings</p>	Requiring less maintenance due to pre-lubrication, tensioner or idler bearings prevent the belt from slipping as it lessens friction while the engine runs.	Japanese and Korean application
 <p>Clutch Bearings</p>	Specifically designed to transfer power from the gearbox to the engine, clutch bearings can take axial load and perform well at maximum speed or even in heavy duty transmissions.	Japanese and Korean application
 <p>Water Pump Bearings</p>	With simplified structure, water pump bearings are double support auto bearings without the inner ring hold. They feature a groove for a rolling element directly made on the shaft while the outer rings of its two bearings are combined and closed by rubber seals.	Covers a wide range of application
 <p>Universal Joints</p>	Also known as U-joints, universal couplings, or Cardan joints, universal joints connect the drive shaft to the gearbox from one side and to the axle from the other side. Found in rear-wheel-drive vehicles, these are engineered to withstand angular misalignment and enable efficient transmission of rotary motion or torque. To prevent premature failure and for optimum results, proper lubrication is required prior to installation.	Covers a wide range of application

Grease

	Description	Features
 <p>MCB Lithium MP3</p>	With grade 3 consistency, this quality multi-purpose grease has increased water resistance capabilities and is suitable for humid or high temperature environment ranging from -30°C to 120°C.	A general purpose grease which can also be used for medium or large sized roller bearings plus relative moving parts.
